

المرشد السياحي الصغير The Young Tourist Guide Project

■ Lamees Gouda Ameen Hassan

A Teacher of English in Mostafa Kamel School - Benha / Secondary Stage

■ الأهداف العامة :

- تنمية مهارات البحث العلمي لدى الطلاب
- تنمية قيمة حب الوطن والولاء لمصر
- تنمية مهارات الوصف والإبداع لدى الطلاب
- تكامل المواد الدراسية مع بعضها البعض (اللغة الإنجليزية - التاريخ - الجغرافيا - التربية الفنية - التربية النفسية - الرياضيات)

■ الأهداف التعليمية :

- التحدث بطلاقة باستخدام اللغة الإنجليزية
- الكتابة السليمة والإلقاء باستخدام اللغة الإنجليزية
- التعرف على الأماكن والآثار المصرية
- وصف الحضارة المصرية والدولة المصرية القديمة والفخر والاعتزاز بها

■ الوسائل التعليمية والأدوات :

- الرسم والتلوين على اللوحات
- البحث على محركات الانترنت عن موضوع الدرس
- تلخيص الموضوعات وكتابتها على اللوحات
- لعب الأدوار (دور المرشد السياحي مع السياح)
- الاشتراك في Padlet جماعي للطلاب عن المصريين المشهورين عبر الرابط التالي :
<https://padlet.com/LameesGouda/5>
- زيارة ميدانية للمدارس المجاورة (مدرسة الشيماء الثانوية للبنات / مدرسة أحمد زويل الرسمية للغات) لتقديم الفائدة وعرض الموضوعات لطلابهم ضمن مشاركة المجتمع المحلي
- عمل ندوة بمسرح المدرسة لعرض مشروعات الطلاب

■ موضوعات العمل :

- مصر هبة النيل
- روعة وعظمة الأهرامات عبر الحضارات
- منار الإسكندرية
- معبد أبو سمبل
- قناة السويس وأهميتها لتسهيل الملاحة العالمية
- نبذ العنف والدعوة للسلام



- الاستخدام الأمثل للتكنولوجيا الحديثة من خلال :
- عمل Sway جماعي للطلاب .
- عمل OneNote جماعي للطلاب .
- عمل عرض تقديمي على Office Mix .
- عمل إجتماعات OnLine للطلاب من خلال برنامج Skype For Business .
- عمل مدينة على Minecraft وبناء الأهرامات ومنارة الإسكندرية .
- التواصل مع بلدان حول العالم عن طريق برنامج Skype للدول الآتية : البحرين – قطر – ألبانيا – قبرص – أسبانيا – أستراليا – تايلاند
- التواصل مع مدرسة Taylor Middle School بالولايات المتحدة الأمريكية عن طريق تسجيل فيديوهات مشتركة بين البلدين للتغلب على فارق التوقيت .
- استخدام الألعاب التعليمية لخدمة مشروع المرشد السياحي الصغير مثل لعبة Kahoot .
- استخدام المنصة التعليمية Edmodo وعمل مجموعة تعليمية للطلاب عليه لإمكانية التواصل ونشر ما هو جديد بالإضافة إلى مجموعة الفيس بوك .
- استخدام بطاقات OnLine لعرض مصر وأهم الأماكن فيها وتمثيل دور المرشد السياحي الصغير .
- التواصل مع مرشد سياحي تابع لوزارة السياحة المصرية لتدريبهم على مهارات المرشد السياحي وعرض أنشطة الطلاب أمام السياح .
- الاشتراك في نشاط عالمي في مشروع Kidlink لتواصل طلابي مع مدارس حول العالم .
- <https://www.kidlink.org/kidspace/start.php?HoldNode=35269&HoldNav=35263>
- نشر المشروع على مواقع إخبارية كثيرة مجمعة على الرابط التالي :
- <https://1drv.ms/o/s!ArYrSX8pxiKfhmoKk4GqGXCEiBli>
- <https://1drv.ms/w/s!ArYrSX8pxiKfhmmWbXvUiP2WF5vA> □

■ Main Objectives

The first Lesson in unit 1 (New Hello book) is about Famous Egyptians and their importance . I discovered that my students didn't know them and didn't have the loyalty to Egypt . So I decided to work with them to achieve my goals .

- In fact they need to be aware of Egypt importance now and before.
- So my project starts with only explaining the main and sub objectives then letting the students answer the question “How can we achieve the target?” . Students answer the question by searching online during this stage they will find thousands of results thus they will use other strategies to collect, arrange , classify and compare the search results then decide which result is more helpful.
- Students begin applying the results and in case of facing problems, they have to search again for the solution .




- This learning is continual with the help of technology it can be replayed, reviewed and evaluated later .
- During the learning journey , students will have their own self study results which of course differs from the ones of the other students' so it will be time of sharing for accelerating the learning process meanwhile it encourages the spirit of a team work .

Students set the suitable communication channels for meeting after the school day. This way provide learning anytime anywhere.

■ The age of participants

1st secondary students – 15 years old



■ General idea of the project

- To get students speak about and describe the most important places, then search on the Internet for specific subjects .
- They attend online meetings (Skype for business) .
- They wrote on a Padlet (Egyptians and American) students on the following link :

<https://padlet.com/LameesGouda/5>

■ The main aims

- To develop scientific research skills .
- To develop the value of patriotism and loyalty to Egypt .

- To develop the skills of description and creativity among students.
- The integration of subjects with each other (English - history - geography - Art Education - Psychological Education - Mathematics).



■ The educational aims

- Speak fluently using English .
- Good writing and diction using English .
- Identify the places and the Egyptian Antiquities .
- Description of the Egyptian civilization, the ancient Egyptian state pride and cherished

■ Teaching aids and tools

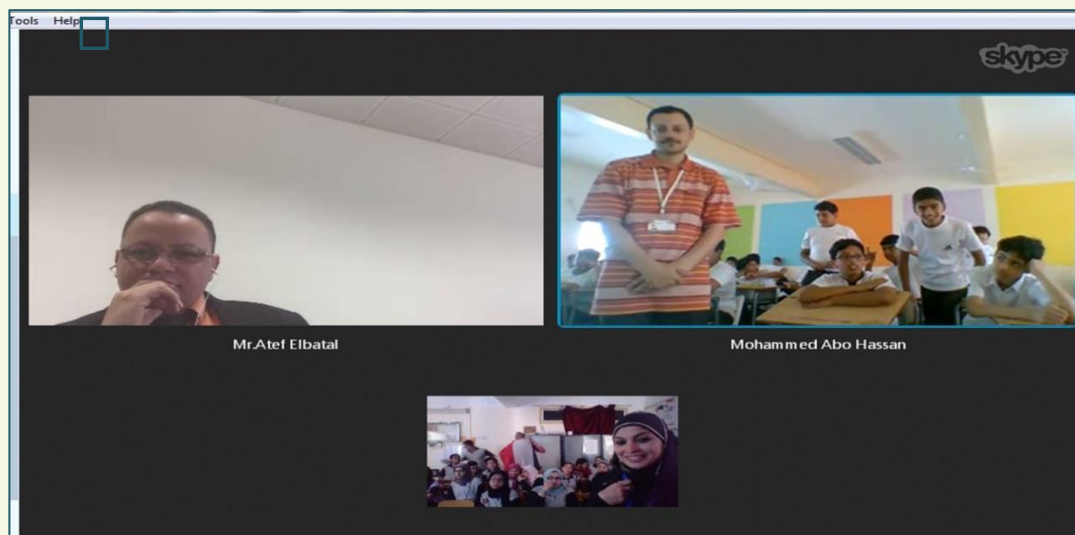
- Drawing and coloring on paintings .
- Internet search engines on the subject of the lesson .
- Summarize the topics and writing on paintings .
- Action papers and distributing them to other colleagues , other nearby schools and to real tourists to introduce them to points of interest in Egypt .
- Role-playing (the role of tourist guide with tourists).





- To participate in a collective Padlet about Famous Egyptians/American through the following link:
- <https://padlet.com/LameesGouda/5>
- To participate in a collective Sway about (The most important places and Characters in Egypt) through the following link : I sent them the edit link to write and upload on it
- [Most Important places and Characters](#)
- They participated in a powerpoint and my students recorded their voice presentation
- And I uploaded the students' presentation to my Mixes on : www.Mix.office.com
- On the following Link :
- [Welcome to Egypt](#)
- My students participate in OneNote . They began to write as if they are (Tourist Guides) on the following link
- [Students' OneNote \(Young Tourist Guide\)](#)
- Communicating with other schools around the world via Skype to speak about Egypt and most historical places and to display their paintings and their presentation about Egypt .





- A field visit to neighboring school (El Shaymaa Secondary School For Girls in Benha & Ahmed Zewail Disting L School) to provide interest and presentation topics for their students within the community involvement .
- And many newspapers published this visit

Newspapers

▣ Activity Place

- The activity took place inside the School (inside classroom) , inside the school but outside the classroom (Music room – media lab – Art room – The school playground – The school theatre) and outside the school (in their houses via Skype for business meetings – Facebook group – Edmodo Group - Microsoft OneDrive – Sway – Public Library in Benha – School visit to nearby secondary School).

▣ Design of Learning Environment :

The project starts with only explaining the main and sub objectives then letting the students answer the question “How can we achieve the target?” .

Students answer the question by searching online during this stage they will find thousands of results thus there will be other strategies to collect, arrange , classify and compare the search results then decide which result is more helpful.

Students begin applying the results and in case of facing problems they have to search again for the solution.

This learning is continual with the help of technology it can be replayed, reviewed and evaluated later .



During the learning journey , students will have their own self study results which of course differs from the ones of the other students' so it will be time of sharing for accelerating the learning process meanwhile it encourages the spirit of a team work.

Students set the suitable communication channels for meeting after the school day. This way provide learning anytime anywhere.

Extended Learning Beyond the Classroom

Not linked to the educational process by the walls of the classroom but extended to students outside the school, participated in the project:

- My students worked in groups in Media Lab
- My students worked in groups in Art Room
- My students visited nearby schools (El-Shaimaa Secondary School - Dr.Ahmed Zewail Disting.L.School)
- My students attended Online Meetings via Skype for Business)
- My students visited other schools around the world via Skype (Bahrain - Qatar - USA - Russia - Cyprus - Czech Republic - Australia)
- My students Edited a Sway on this Link :
<https://sway.com/PPCZtsbsQ4rapY5u>
- My students edited OneNote OnLine on the following link :
<https://1drv.ms/o/s!Anl810NQPNj60892Vpwyh65ldgIv0Q>
- My students edited Padlet with other American students on the following link :
<https://padlet.com/LameesGouda/5>
- My students edited OneDrive folders on the following link :
<https://1drv.ms/f/s!ArYrSX8pxiKfgyxYDbp6yBz03g>
- My students participated in the speaking activities in the music room/Playground/school Theatre.
- My students Watch my educational Youtube Channel .
<https://www.youtube.com/channel/UCKoVAlkTPI2BSnurVdl9ANA>
- and the other Youtube Channel : ☐
<https://www.youtube.com/channel/UCDFrKWtGHhk-fuEvJI8rlrg> ☐
- My students communicate with me and with their colleges on Facebook Group :
<https://www.facebook.com/groups/338257423185955/>
- My students communicate with me and with their colleges on Edmodo group :
<https://www.edmodo.com/home#/group?id=23027159>



- My students can study and revise via my lessons on Sway :

- Famous Egyptians Sway :

<https://sway.com/hoREE6gyCcxngPII>

- Chapter one Oliver Twist Sway :

<https://sway.com/EgsRAD3rxLt-xerv>

- Chapter two Oliver Twist Sway :

<https://sway.com/g1xwBV9XLSBUVqB2>

- Sonnet 18 by William Shakespeare Sway :

<https://sway.com/fADtYD9JFXpYbm1E>

- Magdi Yacoub Sway:

<https://sway.com/tgJE-HMGFCUoEj8m>

- Traveller Unit 1 Sway :

<https://sway.com/XLGf7TomGQECCLkoY>

- My Oliver Twist Blog :

<http://olivertwist1stsec.blogspot.com.eg/>

■ Collaboration

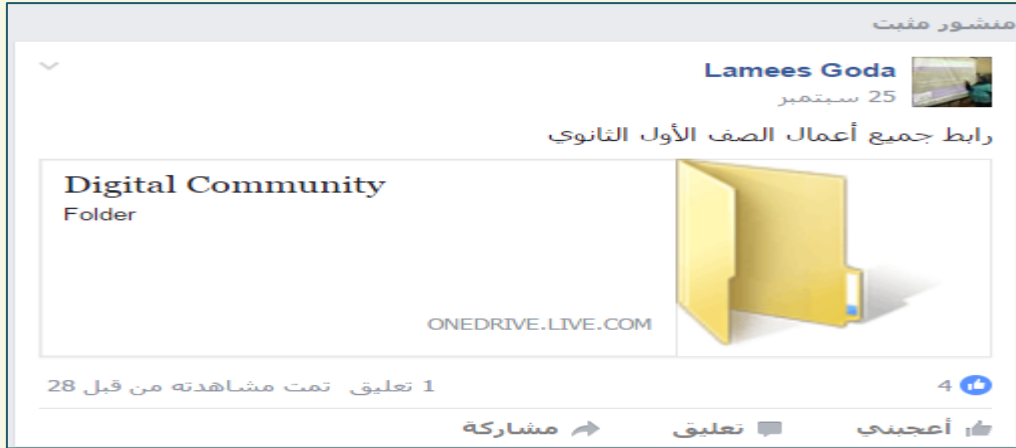
We can't deny that collaboration is very important to achieve our goals so in my project I distributed roles like this :

- I created a closed group on Facebook and named it Digital Community

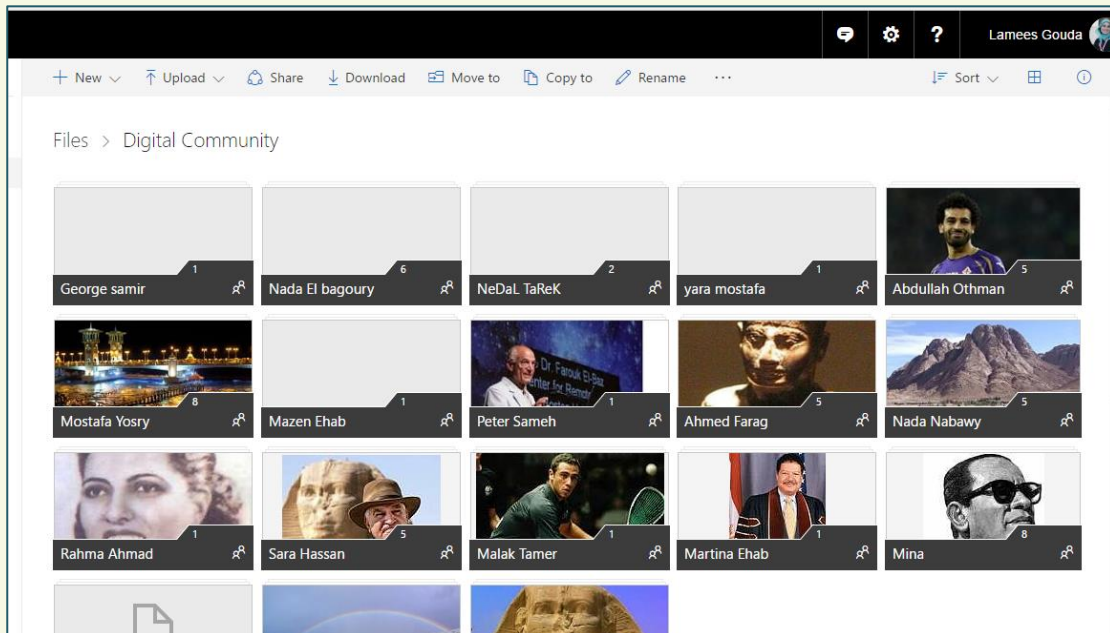
<https://www.facebook.com/groups/338257423185955/?ref=bookmarks>



- I granted students : Rahma Ahmed – Nedal Tarek the role of responsibility of the group to add the rest of students and to help me accept the facebook group requests.
- I created OneDrive Link and published the link on the Facebook group



- I asked my students to make a new Hotmail account and told them how to create new folders inside OneDrive and how to upload their activities .
- They searched on the internet about famous Egyptians and famous places in Egypt and published it on the group & uploaded pictures on OneDrive and made Word Online by themselves



- I prepared Skype for business meetings and I shared my desktop and the students read my lessons and we discussed freely on this lync meeting – I made many meetings and every time the number

of students increase and there were interaction . They acted like a young tourist guide .

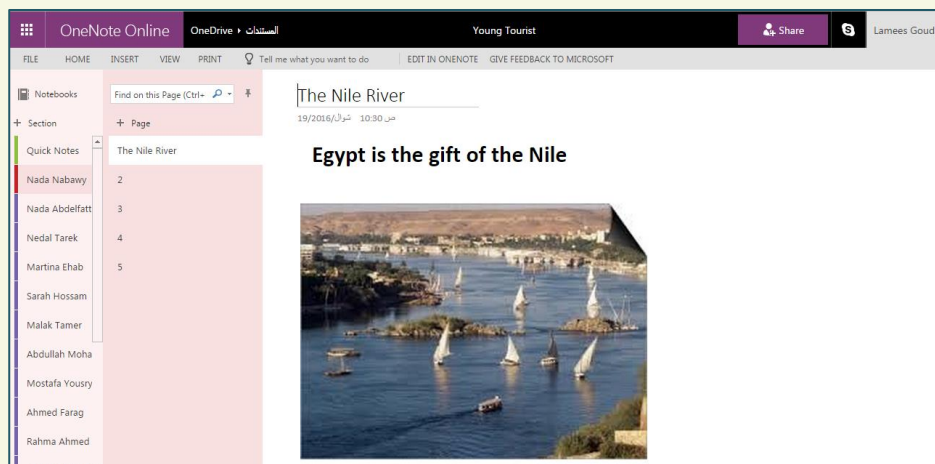
- I took the students outside classroom into Music room , media lab , school playground , school theatre and visited other schools .My Student Ahmed Farag brought his personal professional camera with him to use .They played Kahoot game



- My Student Mostafa Yousry , Ahmed Farag and Nedal Tarek cooperated and created new world in Minecraft about the most important places in Egypt :

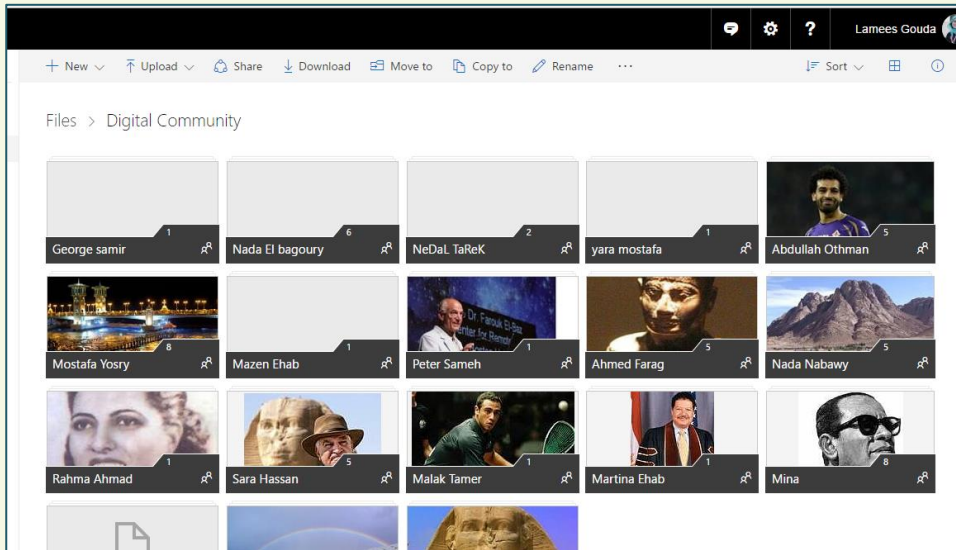


- I taught them how to register on Microsoft Educator Network and to download : Autocollage – MovieMaker – Photostory – OneNote
- They cooperated on OneNote about (The Young Tourist Guide) they made sections and new pages on the following link :
- <https://1drv.ms/o/s!Anl810NQPNj60892Vpwyh65Jdglv0Q>

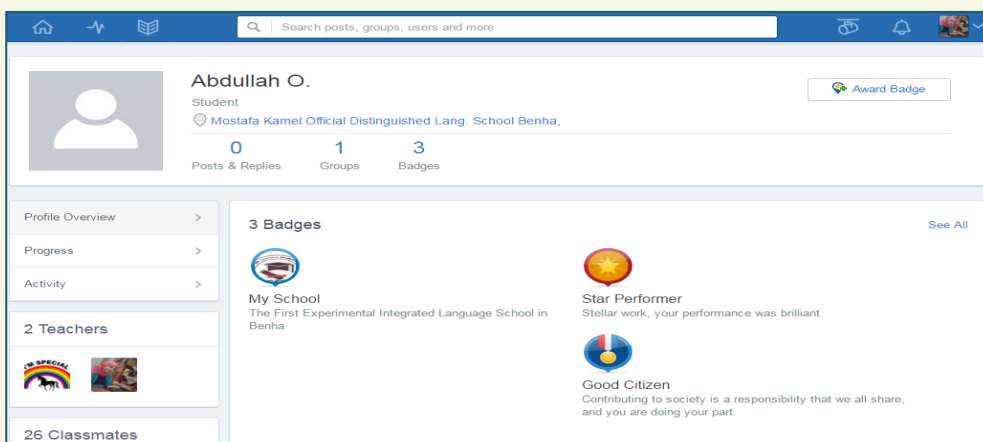
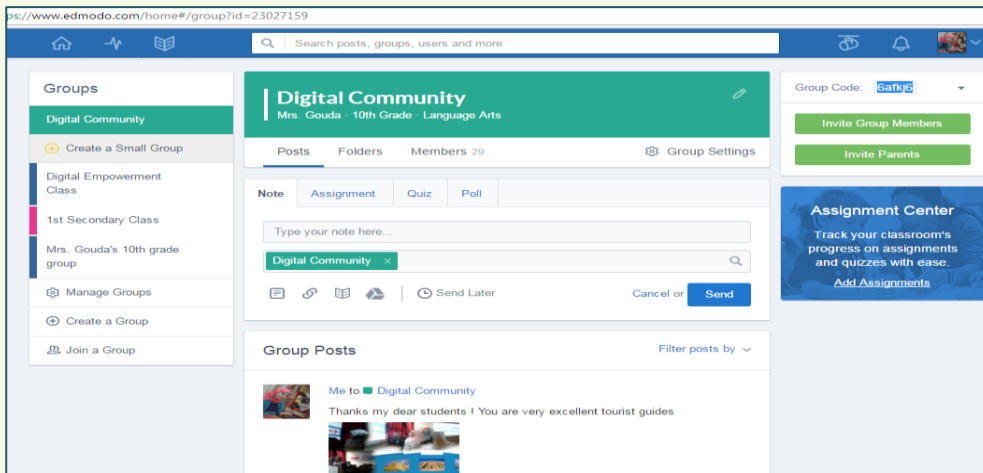


▪ They cooperated on OneDrive

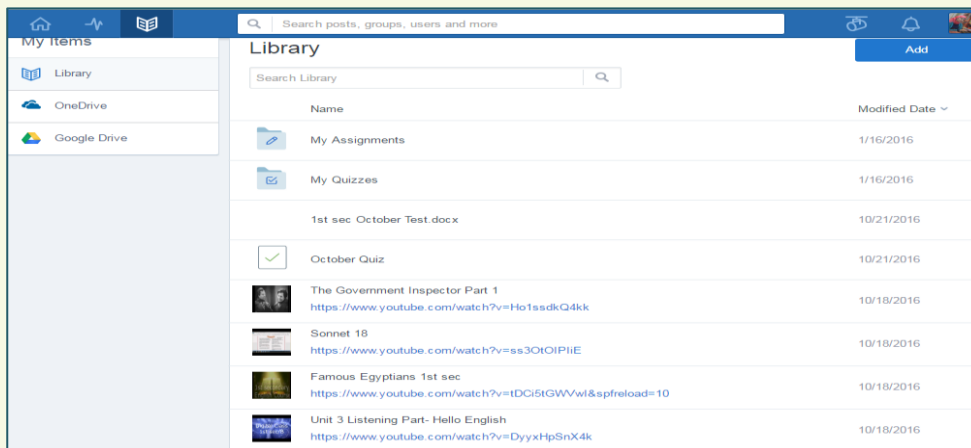
<https://1drv.ms/f/s!ArYrSX8pxiKfgyxYDbpfw6yBzO3g>



- I created Edmodo group and named it (Digital community) . My students entered as students using this code : 6afkj6 and their parents entered with same code . They can see my posts , comment , like , enter the library , take quizzes and I grant them badges



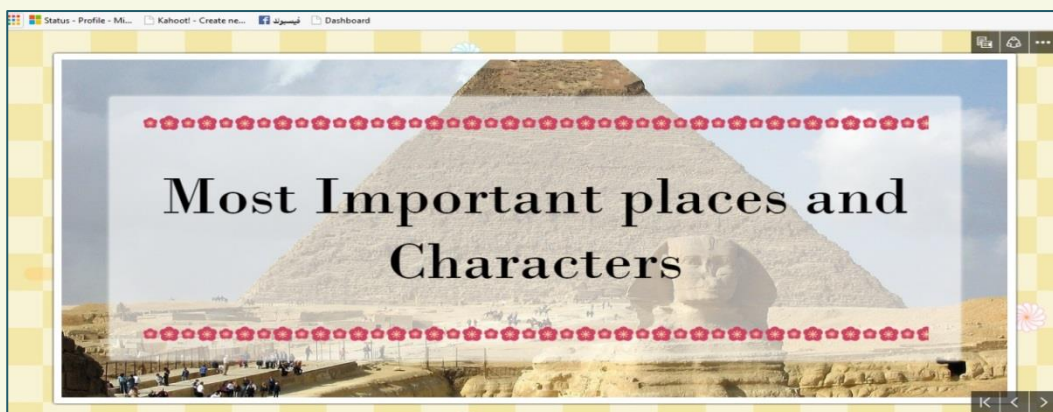
- They can study from the Library :



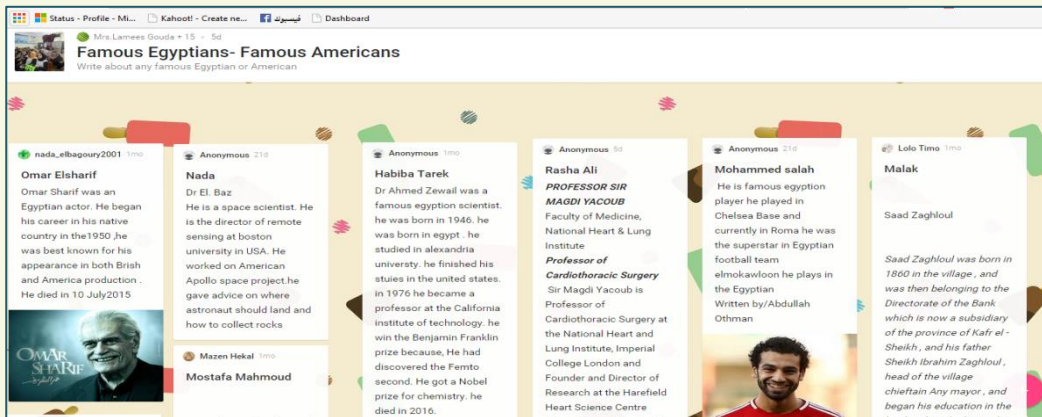
- I asked them to listen to different English Songs to improve their speaking skill and to be more confident to achieve my aim of the project. So they used Songsmith :



- While taking our English lessons in Media Lab , my students documented the lesson by taking photos and publishing them on the facebook group
- They cooperate in one Sway :
<https://sway.com/PPCZtsbsQ4rapY5u>



- They cooperate in one Padlet (Egyptians & American) Students :
<https://padlet.com/LameesGouda/5>



- They communicated with other counties around the world via Skype to act as A Young Tourist Guide :



- They cooperated in Office Mix presentation :
<https://mix.office.com/watch/1lu3pp90thup8>



- They cooperated in drawing their posters :



- They acted as A young tourist guide in front of other schools :



عرض المشروع الفائز (مرشد سياحي صغير) في المنتدى العالمي للمعلمين المبدعين
الفائزين في Toronto Canada ، امام مدير عام شركة مايكروسوفت العالمية Anthony
Salcito والمعلمين وتبادل الخبرات بيننا.



